

**MEM-9887
INDEPENDENT LOWERS
HARDWARE KIT FOR EXPOSED
FORKS 48-55MM**

TOOLS REQUIRED: 3/16" Allen wrench (provided)

1. Cover the front fender with a towel, in case you drop something.
2. Attach the lowers plastic to the lowers mounting plates using the pre-assembled bolts and button nuts. Install the components in the order shown in. (see **Figure 1**)

NOTE: The neoprene washers have been replaced by FOUR Santoprene Grommets. The rubber grommet should be inserted through the holes in the windshield so that the flat part of the grommet lays flat on each side of the windshield.

3. The mounting plate tabs should point away from each other when installed correctly. (see **Figure 2**)

Note: The mounting plates can be mounted pointing up, for those applications where the windshield is too short to reach them other wise

4. Loosely install the two fork clamps onto the forks. Attach the lowers mounting plates to the fork clamps. Adjust height, angle and position of clamps and then tighten them.(see **Figure 3.1 & 3.2**)

Fig. 1 Order of assembly

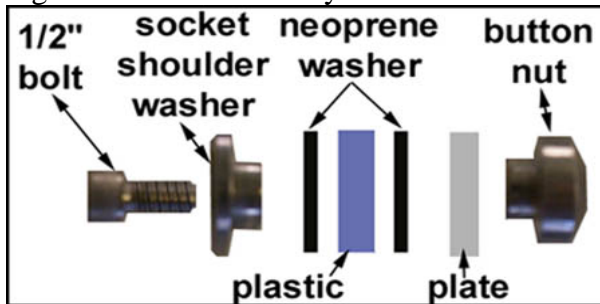


Fig.2 Position of plate tabs

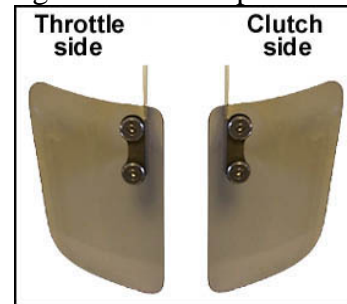


Fig. 3.1 Plates pointing up





Fig. 3.2 Plates pointing down



CARE AND CLEANING

To clean your windshield, wash it with warm water and a mild, non-abrasive, dishwashing liquid. Use a soft cloth such as a T-shirt or flannel cloth.

To protect your windshield, use NOVUS #2 to remove minor scratches, or use polish specially designed for plastic. NEVER use glass cleansing agents, they may cause severe damage to your windshield.

Never use any petroleum-based chemicals, or cleaning agents with ammonia. This includes Rain-X, brake fluid, acetone and gasoline.

**MEM9887 MOUNTING KIT
INDEPENDENT LOWERS FOR 48-53 MM EXPOSED FORKS**

M887	Instructions/Parts List	1
M501	Beveled Socket Washer	2
M301	1/4-20 x 3/8 SS SHCS	2
M523	L Inner Adj. Fork Clamp Half, with tape	2
M522	L Outer Adj. Fork Clamp Half, with tape	2
M306	1/4- 20 x 5/8 SS SHCS	2
M302	1/4-20 x 1/2 SS SHCS	4
M543	Santoprene Grommet	4
M504	Socket Shoulder Washer	4
M505	Button Nut	4
M719	Left Inner Remote Lower Bracket	1
M720	Left Outer Remote Lower Bracket	1
M721	Right Inner Remote Lower Bracket	1
M722	Right Outer Remote Lower Bracket	1
M310	3/16" Short Arm Allen Wrench	1
M324	3/16" Allen Wrench Holder	1

**Memphis Shades warrants all product components, metal and plastic,
against defects in materials and workmanship for 24 months.**

FOR PARTS AND WARRANTY HELP, CONTACT:

MEMPHIS SHADES

P. O. Box 429

Rossville, TN 38066

(901) 853-0293

Visit us on the web at www.memphisshades.com or

you can also reach us at

customerservice@memphisshades.com

MEM9887 03-31-08
