



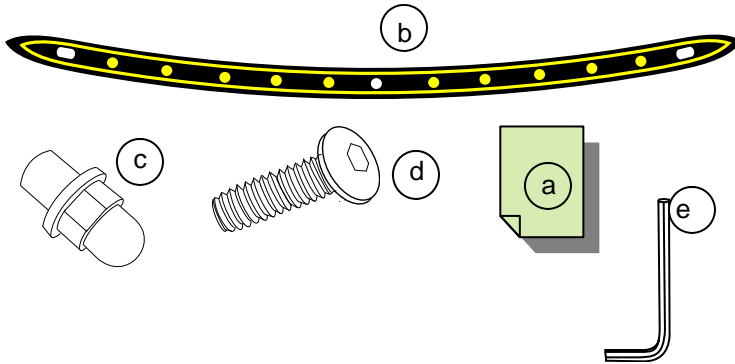
Part No. 2350-0152

M0934 REV 0

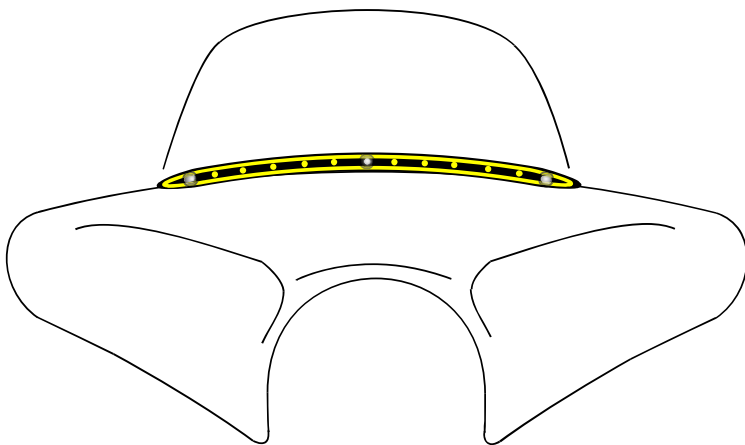
**Black SS Relief Cut Fairing Trim.
Dots with Perimeter.**

Use with Memphis Shades Batwing Fairing and Windshield. Additional bolts included for Fairings with MS Tri-pouch fitted.

1. Kit Contents

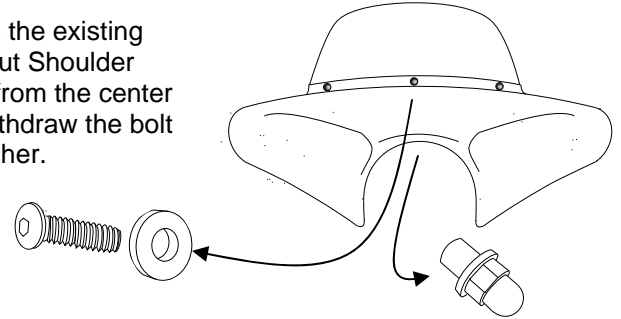


Re	Part #	Description	Qty
(a)	I0934	Mounting Instructions	1
(b)	S1231	Dots and perimeter black trim	1
(c)	M997	Nylon Acorn Nut Shoulder Spacer	3
(d)	M972	1/4-20 7/8 SS Button Head Screw	3
(e)	M943	5/32" short arm allen wrench	1

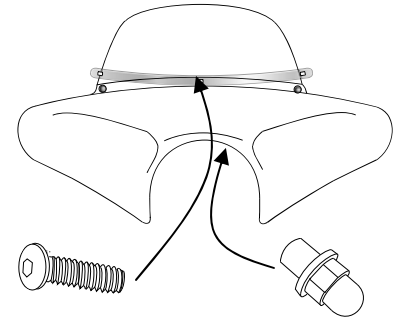


2. Mounting Instructions

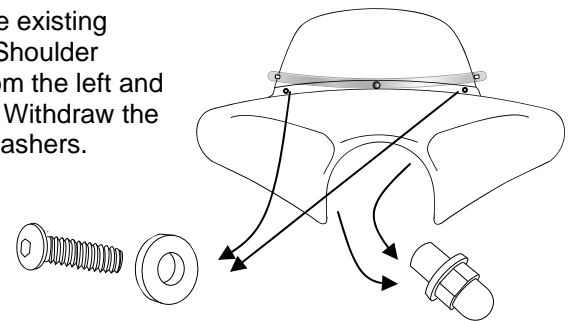
1. Additional tools required, not included in this kit: 7/16" or 11mm wrench.
2. Remove the existing Acorn Nut Shoulder Spacer from the center hole. Withdraw the bolt and washer.



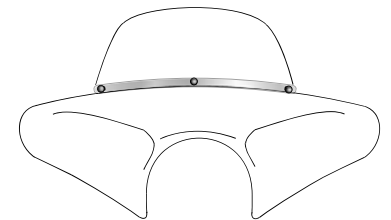
3. Align the Trim over the center hole and insert a Button Head Screw. Secure in place with an Acorn Nut Shoulder Spacer.



4. Remove the existing Acorn Nut Shoulder Spacers from the left and right holes. Withdraw the bolts and washers.



5. Align the Trim over the left and right holes and insert Button Head Screws. Secure in place with Acorn Nut Shoulder Spacers.



Memphis Shades warrants all product components, metal and plastic, against defects in materials and workmanship for 24 months.

For Parts and Warranty Help, Contact:

Memphis Shades, Inc.
P.O. Box 429
Rossville, TN 38066
(901) 853 0293

Visit us on the web at www.memphisshades.com or you can also reach us by email: customerservice@memphisshades.com



The Fusion of Style & Function